

Scaled data based on original data using
LM-79-08 Approved Method: Electrical and Photometric Measurements of Solid-
State Lighting Products

Test Report Prepared for
Cooper Lighting Solutions
(formerly Eaton)

Brand: STREETWORKS

Report Number: P148504

Luminaire Tested: **TMU-F03-LED-E-U-5XQ-7030**

Issue Date: 3/3/2020

Test Information

Test Method: LM-79-08
Report Number: P148504
REPORT IS SCALED FROM IESNA LM-79-08 TEST DATA (P33676)
Test Lab: INNOVATION CENTER-P3
Issue Date: 3/3/2020
Manufacturer: COOPER LIGHTING SOLUTIONS (FORMERLY EATON)
Product Line: STREETWORKS
Catalog Number: TMU-F03-LED-E-U-5XQ-7030
Description: TALON MEDIUM LED AREA LUMINAIRE
(3) LIGHTBARS WITH AccuLED OPTICS - TYPE 5 SQUARE EXTRA WIDE
Light Source: (21) 3000K CCT, 70 CRI LEDs
Ballast/Driver: -

Summary

Lumens per Lamp: N/A
Luminaire Lumens: 7194 lumens
Efficiency: N/A
Efficacy: 91.9 lumens/watt
Luminous Opening: Rectangular (W 0.5' x L: 1' x H: 0')
IES Classification: Type V - Short - Non-Cutoff
BUG Rating: B3 - U0 - G2

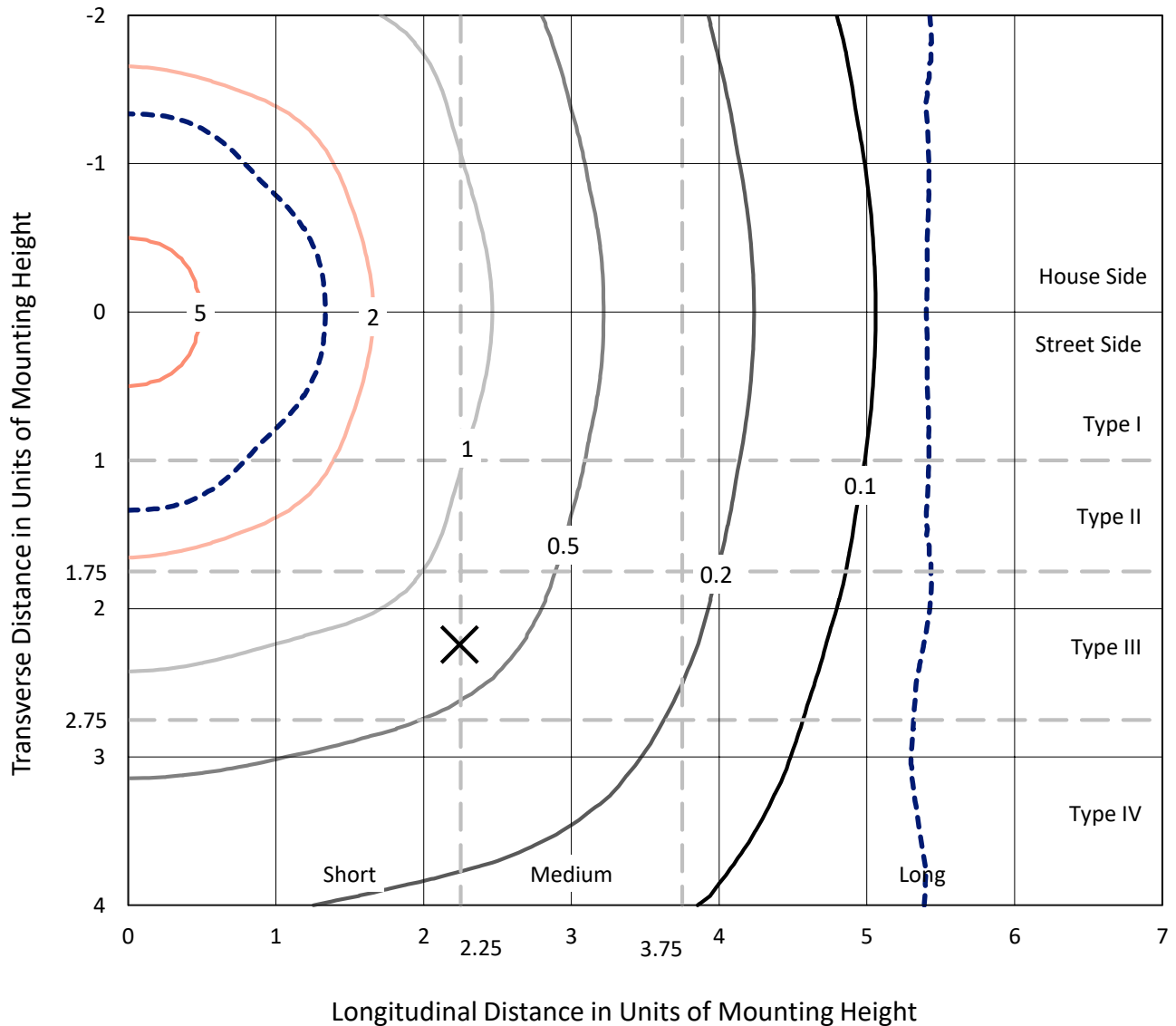
Input Watts (W): 78.3
Input Voltage (V): NR
Input Current (Ain): NR
Voltage Rise (V): NR
Power Factor: NR
Total Harmonic Distortion (THDi): NR
Frequency (hertz): 60
Stabilization Time: NR
Operation Time: NR
Ambient Temperature (°C): NR
Test Distance: 28.75 FT



REPORT NUMBER: P148504
 CATALOG NUMBER: TMU-F03-LED-E-U-5XQ-7030

Iso-Footcandle Lines of Horizontal Illumination

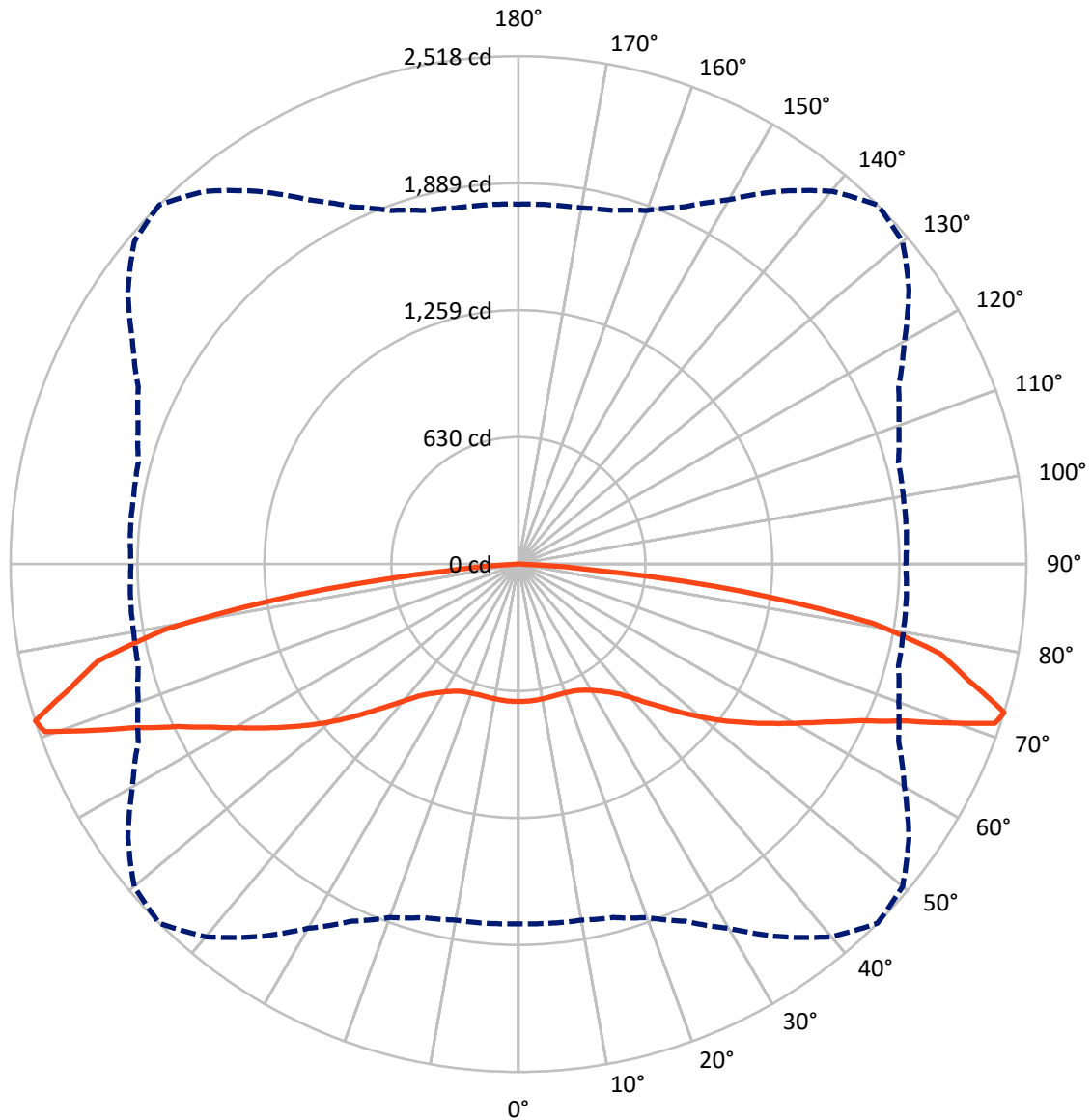
× Max cd
 - - - 1/2 Max cd



Based on 10 foot mounting height. Maximum calculated value = 6.8 fc
 Type V - Short - Non-Cutoff

REPORT NUMBER: P148504
CATALOG NUMBER: TMU-F03-LED-E-U-5XQ-7030

Luminous Intensity Polar Plot



— Vertical Plane Through 45-Deg Lateral - - - Horizontal Cone Through 72.5-Deg Vertical

REPORT NUMBER: P148504

CATALOG NUMBER: TMU-F03-LED-E-U-5XQ-7030

FLUX DISTRIBUTION:

		Downward	Upward	Total
House Side	Lumens	3597.0	0.0	3597.0
	% Fixture	50.0	0.0	50.0
Street Side	Lumens	3597.0	0.0	3597.0
	% Fixture	50.0	0.0	50.0
Total	Lumens	7194.0	0.0	7194.0
	% Fixture	100.0	0.0	100.0

Coefficient of Utilization

ZONAL LUMENS:

Zone	Lumens	% Fixture
0°-10°	65.0	0.9
10°-20°	192.2	2.7
20°-30°	321.8	4.5
30°-40°	490.6	6.8
40°-50°	783.3	10.9
50°-60°	1204.4	16.7
60°-70°	1753.6	24.4
70°-80°	1975.4	27.5
80°-90°	407.8	5.7
90°-100°	0.0	0.0
100°-110°	0.0	0.0
110°-120°	0.0	0.0
120°-130°	0.0	0.0
130°-140°	0.0	0.0
140°-150°	0.0	0.0
150°-160°	0.0	0.0
160°-170°	0.0	0.0
170°-180°	0.0	0.0
0°-90°	7194.0	100.0
0°-180°	7194.0	100.0



REPORT NUMBER: P148504

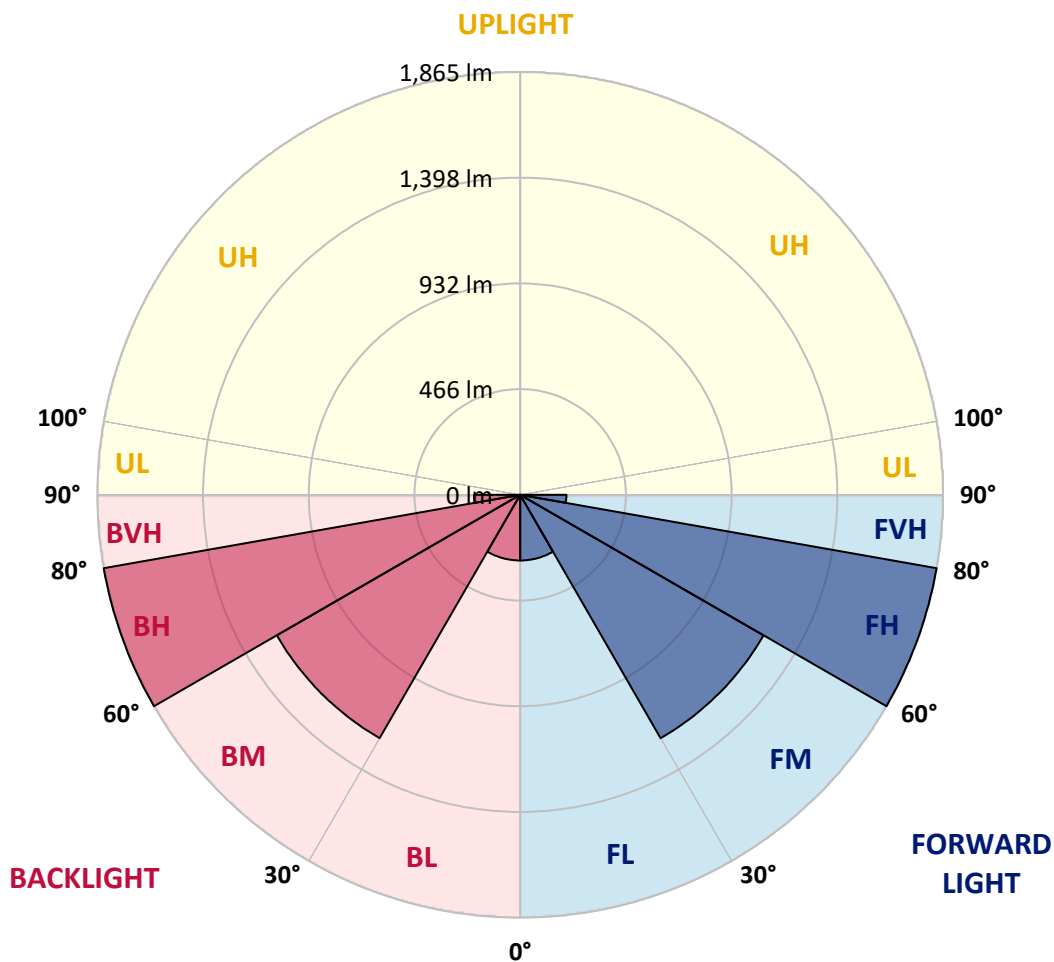
CATALOG NUMBER: TMU-F03-LED-E-U-5XQ-7030

LUMINAIRE CLASSIFICATION SYSTEM LUMEN TABLE AND BUG RATING:

Zone	Lumens	% Fixture	Zone Rating/Lumen Limit		
			B	U	G
FL (0°-30°)	289.5	4.0			
FM (30°-60°)	1239.1	17.2			
FH (60°-80°)	1864.5	25.9			G2/5000
FVH (80°-90°)	203.9	2.8			G2/225
BL (0°-30°)	289.5	4.0	B1/500		
BM (30°-60°)	1239.1	17.2	B2/2500		
BH (60°-80°)	1864.5	25.9	B3/2500		G2/5000
BVH (80°-90°)	203.9	2.8			G2/225
UL (90°-100°)	0.0	0.0		U0/0	
UH (100°-180°)	0.0	0.0		U0/0	

BUG Rating: B3-U0-G2

Type V Short





REPORT NUMBER: P148504

CATALOG NUMBER: TMU-F03-LED-E-U-5XQ-7030

CANDELA DISTRIBUTION (FULL):

	0°	5°	10°	15°	20°	25°	30°	35°	40°	45°	50°
0°	681.6	681.6	681.6	681.6	681.6	681.6	681.6	681.6	681.6	681.6	681.6
2.5°	682.8	683.1	682.9	682.5	682.7	682.5	682.2	682.0	680.6	681.4	682.6
5°	682.7	682.4	682.2	682.0	682.0	682.6	682.0	681.4	681.2	681.6	681.1
7.5°	682.4	681.6	681.2	681.0	681.2	681.4	680.8	680.1	680.7	680.1	679.3
10°	681.2	680.6	680.8	680.1	680.3	680.1	679.3	678.8	679.2	678.6	677.6
12.5°	681.6	680.6	680.5	680.1	679.9	679.7	678.8	677.9	678.0	677.6	676.7
15°	681.6	681.0	680.8	680.1	679.9	679.6	678.4	678.0	678.0	677.5	676.3
17.5°	682.0	681.6	681.6	680.6	680.3	680.1	678.8	678.2	678.8	677.6	676.9
20°	683.1	682.7	682.9	682.3	681.6	681.6	680.6	680.3	680.5	680.3	678.2
22.5°	685.4	685.4	685.8	685.6	685.4	685.6	684.8	684.8	685.0	685.0	683.3
25°	691.8	691.6	692.0	692.0	692.2	693.5	692.9	692.7	693.7	693.7	692.0
27.5°	703.8	703.5	703.8	704.2	705.2	706.9	706.5	707.1	708.6	708.2	706.7
30°	717.8	717.4	718.4	719.5	720.2	722.9	721.8	724.6	725.9	727.0	725.9
32.5°	738.2	738.2	739.8	740.6	742.3	745.0	745.3	747.6	749.3	751.2	749.8
35°	765.3	764.9	766.2	767.6	769.6	772.1	773.0	776.0	778.7	780.0	777.6
37.5°	806.8	804.7	807.2	807.9	809.6	810.2	812.8	816.6	819.4	819.0	817.3
40°	863.0	862.6	861.6	860.5	863.1	864.1	864.1	869.2	873.7	873.0	872.8
42.5°	928.6	926.8	925.7	925.7	927.2	927.6	933.4	937.2	940.4	941.2	940.4
45°	999.0	997.4	997.7	997.0	997.5	1000.0	1003.4	1010.4	1016.4	1016.6	1013.4
47.5°	1074.8	1069.5	1073.7	1067.9	1071.4	1073.3	1081.8	1092.0	1102.5	1104.4	1101.6
50°	1151.8	1151.2	1150.8	1149.6	1151.4	1155.5	1165.8	1181.9	1192.1	1198.8	1194.3
52.5°	1235.8	1233.0	1231.6	1229.8	1231.5	1239.6	1254.1	1268.0	1286.3	1294.0	1287.8
55°	1317.6	1316.6	1311.7	1311.6	1315.2	1327.8	1343.6	1360.8	1380.6	1389.2	1387.0
57.5°	1401.7	1396.2	1394.7	1392.4	1399.6	1411.5	1430.9	1461.8	1482.4	1492.2	1486.5
60°	1483.8	1479.7	1476.5	1475.8	1480.7	1497.2	1525.1	1562.3	1587.7	1600.6	1591.5
62.5°	1572.1	1569.5	1565.7	1561.3	1571.7	1593.0	1627.7	1668.8	1706.3	1722.1	1708.4
65°	1681.8	1676.3	1672.2	1666.7	1675.2	1702.0	1745.5	1803.4	1853.7	1872.2	1862.4
67.5°	1797.6	1792.4	1792.8	1789.4	1804.5	1841.6	1897.8	1976.4	2043.9	2075.4	2056.9
70°	1898.6	1901.4	1902.2	1915.9	1941.9	1998.4	2092.0	2215.0	2317.4	2365.5	2345.6
71°	1868.8	1875.0	1884.6	1899.0	1943.8	2010.7	2138.3	2287.4	2409.6	2491.0	2463.7
72.5°	1784.3	1788.1	1793.0	1814.8	1865.6	1954.2	2085.6	2256.0	2413.0	2518.3	2486.7
75°	1662.2	1665.8	1667.5	1682.7	1728.9	1806.2	1926.5	2077.6	2216.2	2305.9	2297.0
77.5°	1477.8	1478.4	1491.6	1515.1	1567.0	1655.4	1782.0	1938.9	2069.1	2138.9	2094.6
80°	1061.2	1054.1	1067.6	1098.0	1162.1	1263.5	1393.2	1572.3	1716.8	1782.1	1713.4
82.5°	403.8	425.6	460.1	510.2	531.9	644.7	765.6	870.9	992.6	1128.7	1094.6
85°	43.3	48.8	61.3	76.0	95.9	132.7	183.4	250.3	308.6	362.7	322.0
87.5°	16.2	16.6	18.5	21.3	21.7	22.6	24.1	28.1	26.2	22.6	18.3
90°	0.0	0.0	0.0	0.0	0.0	0.0	0.0	0.0	0.0	0.0	0.0



REPORT NUMBER: P148504

CATALOG NUMBER: TMU-F03-LED-E-U-5XQ-7030

CANDELA DISTRIBUTION (continued):

	55°	60°	65°	70°	75°	80°	85°	90°
0°	681.6	681.6	681.6	681.6	681.6	681.6	681.6	681.6
2.5°	681.6	681.8	681.6	681.8	681.8	681.1	681.2	680.8
5°	681.4	680.8	681.1	681.2	681.1	681.4	680.9	681.2
7.5°	680.5	679.4	679.7	679.7	679.4	679.9	679.5	679.4
10°	678.6	677.1	677.8	677.5	677.3	677.5	677.5	677.4
12.5°	676.9	676.0	676.2	676.0	675.8	676.3	676.2	676.4
15°	676.5	675.0	674.8	674.4	674.6	675.0	675.0	675.6
17.5°	676.2	674.3	674.0	673.7	673.9	674.6	674.8	674.4
20°	677.2	675.8	675.4	675.0	674.8	675.8	675.6	675.6
22.5°	682.6	680.7	680.5	679.0	678.4	679.0	678.6	678.6
25°	691.0	688.8	688.0	686.0	684.4	684.4	683.9	683.4
27.5°	706.3	702.9	702.2	700.4	698.4	698.8	697.7	697.4
30°	724.0	721.0	718.4	715.9	713.4	712.5	711.2	711.0
32.5°	747.2	743.8	740.6	737.6	734.2	732.9	730.6	729.4
35°	775.7	771.2	767.4	765.3	761.9	760.2	758.7	760.4
37.5°	815.4	810.0	808.1	805.6	803.4	800.7	801.3	800.8
40°	870.5	865.6	863.7	859.4	858.8	855.8	857.7	855.8
42.5°	938.6	929.4	928.2	924.8	923.6	921.9	922.7	921.4
45°	1012.6	1004.5	1003.0	997.5	997.7	993.8	995.3	995.2
47.5°	1095.9	1087.4	1080.5	1076.5	1075.0	1072.6	1073.9	1073.6
50°	1181.9	1170.4	1162.6	1154.9	1151.5	1152.5	1149.8	1154.4
52.5°	1274.2	1257.1	1246.1	1238.8	1232.4	1233.7	1234.1	1235.4
55°	1369.8	1348.0	1332.1	1322.5	1316.6	1317.0	1318.7	1320.2
57.5°	1465.9	1438.6	1417.1	1402.8	1399.0	1400.7	1400.7	1400.6
60°	1565.6	1532.9	1505.2	1488.9	1485.6	1484.6	1492.0	1489.5
62.5°	1672.7	1633.4	1604.7	1584.0	1579.1	1582.4	1589.0	1587.6
65°	1814.7	1760.2	1723.2	1702.7	1694.4	1697.8	1706.6	1706.3
67.5°	1997.7	1921.6	1872.7	1846.4	1840.3	1844.5	1849.4	1854.1
70°	2271.4	2162.6	2092.9	2035.8	2011.3	2006.6	2011.5	2011.6
71°	2367.8	2242.8	2131.7	2062.0	2021.8	2004.9	2006.2	1997.7
72.5°	2363.8	2209.8	2079.9	2006.9	1951.2	1937.6	1931.0	1920.8
75°	2204.5	2065.7	1953.0	1873.5	1819.8	1803.7	1792.1	1791.5
77.5°	1999.2	1896.9	1772.6	1688.4	1623.0	1596.4	1584.5	1584.2
80°	1607.2	1453.9	1363.0	1312.3	1233.4	1210.6	1186.4	1177.4
82.5°	971.9	759.5	617.5	548.7	510.6	420.6	377.4	357.0
85°	226.4	160.8	110.8	72.7	52.4	41.6	32.0	28.3
87.5°	15.2	12.1	10.7	8.7	6.6	6.4	4.0	3.4
90°	0.0	0.0	0.0	0.0	0.0	0.0	0.0	0.0

(END OF REPORT)